

Haiku

*In five syllables,
then seven, then five, you see
a whole moment*



Ba-na-na

Al-li-ga-tor

Broom-stick

Bread

Syllables are little chunks that build words! A syllable will have one (and only one!) vowel sound. Practice finding syllables by saying words out loud stopping on each vowel sound!

Haiku are short poems, but with their few words, they may make you imagine a vivid moment or feel a strong feeling.

Haiku poetry has a rich history, and began in Japan! You might enjoy learning about Matsuo Bashō, a famous and beloved writer of haiku who lived in the 1600s!

5

7

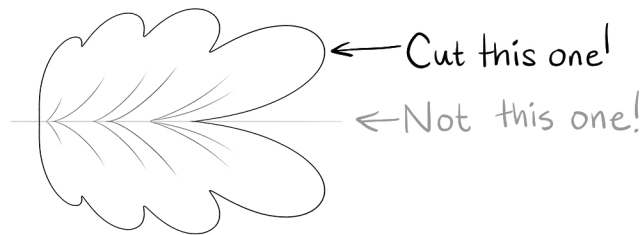
5



Make your own Poet's Pen!

Get your verses flowing with your own specialized stylus!


1. Decorate! Add anything that inspires you: pictures, words, glitter, pizza...okay, maybe not pizza.
2. Cut out the decorated feather around the solid black line! (Don't cut the two halves apart along the gray line; that's for folding!)



3. Fold your feather along the long gray line so both halves meet.




4. Now open up your feather again, and flip it over so you're looking at the back side. Apply glue lightly as shown! (TIP: smudging the glue around with your finger will make it easier to seal in the next step!)



5. Put a pencil inside the fold, right up against the crease, then fold your feather back over the pencil and press everything together!



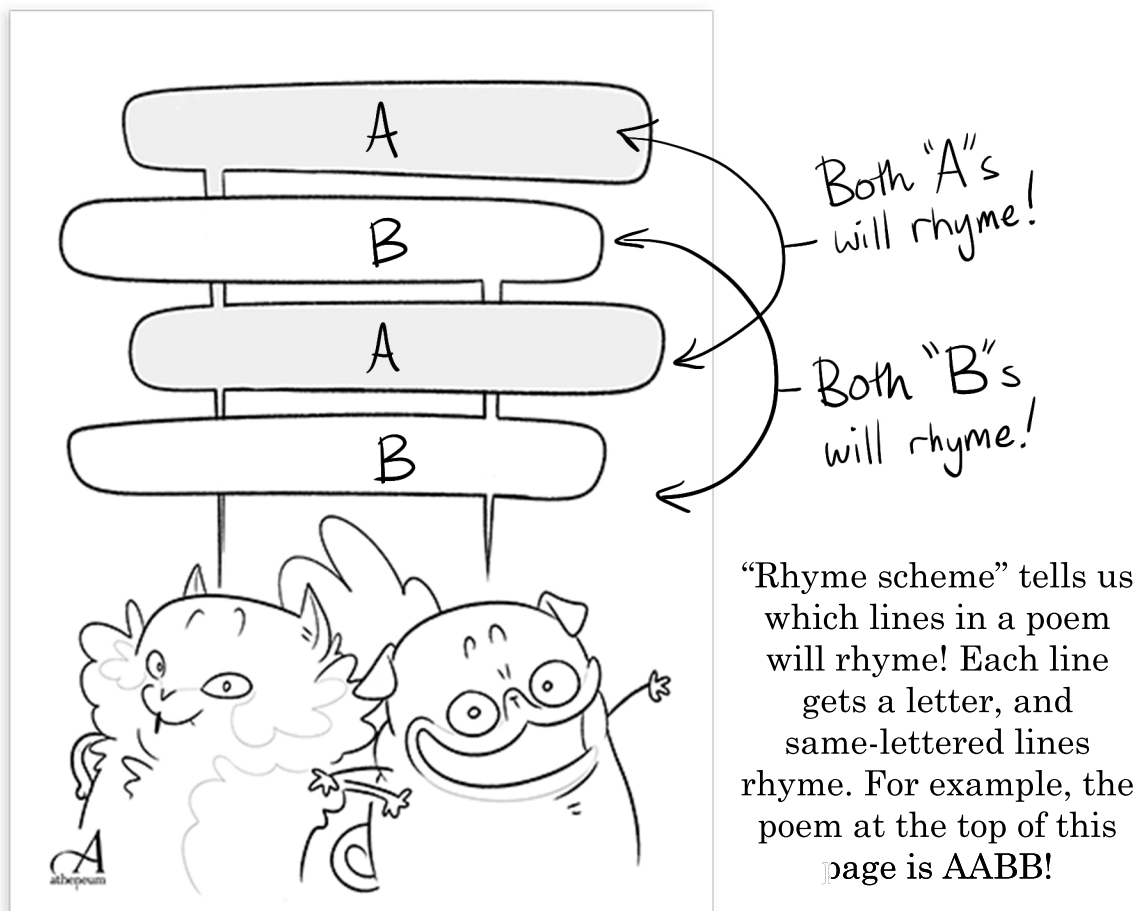
6. Let it dry...then put your poet's pen to work!



Quatrain

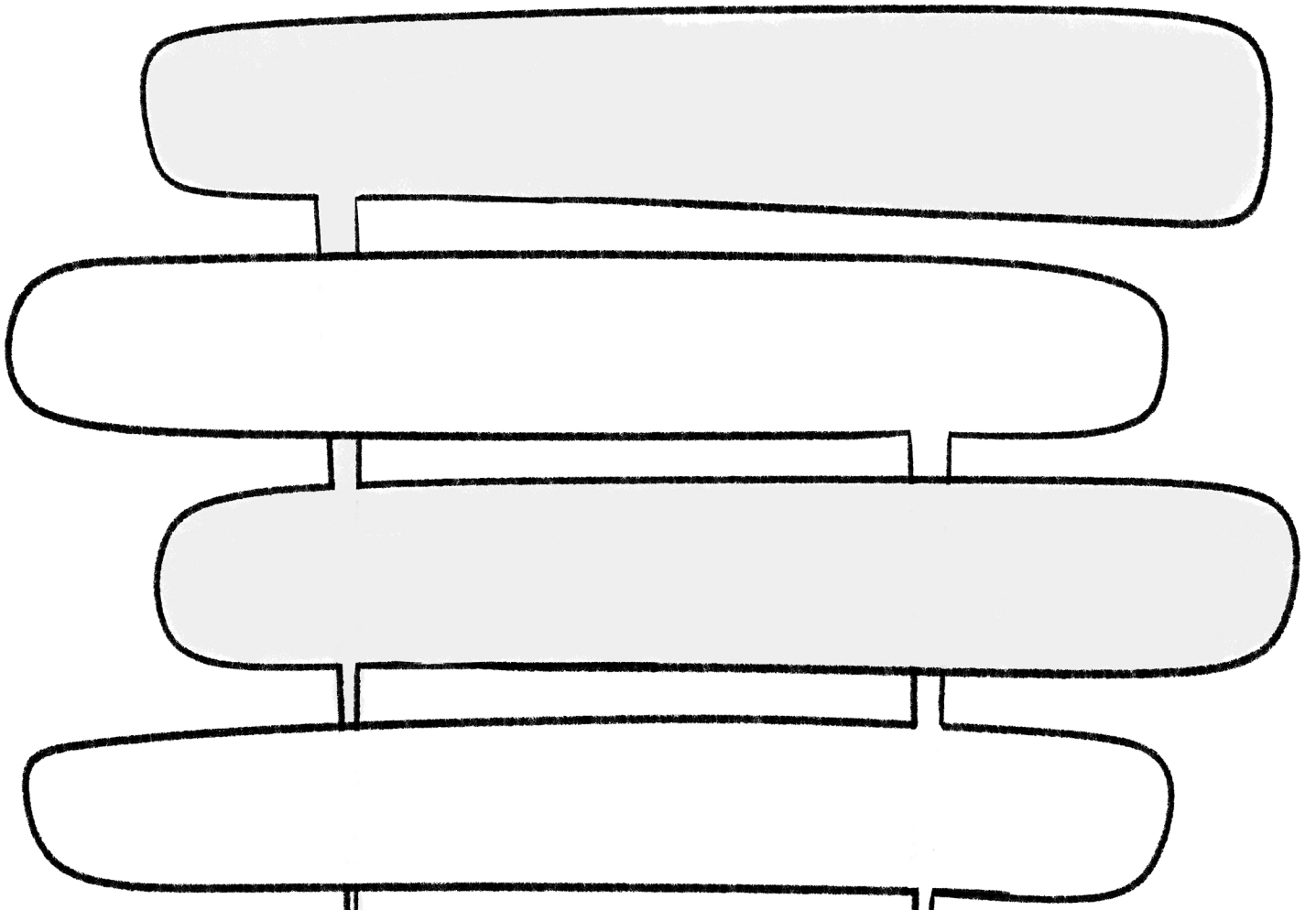
*A quatrain's a poem that comes with four lines,
and most of the time, the line pairs will rhyme.*

*The rhyme scheme's what tells us which lines those will be:
for this quatrain project, use ABAB!*



Need a challenge? Try these variations:

1. Pick rhyming word pairs for your poetry partner, then have them pick a rhyming pair for you! Try to write your quatrain around those words!
2. Try a new rhyme scheme! Now that you've mastered ABAB, how about ABBA? Or AAAA?
3. Play poetry explorer! Find some books of poetry in your library and see how many different rhyme schemes you can name!



Word Salad Poetry

Create poems of all sorts from a bank of found words!

1. Gather your words!

Cut them out of magazines/newspapers!

Use words you see outside, like on billboards or buses!

Build a word bank with your friends or class!

2. Look for inspiration!

Can you find pairs of rhyming words in your library?

Are there words that seem to go together?

Do some words suggest a picture or story?

3. Assemble your words into a poem!



There are lots of ways to make a poem! Try these:

Haiku (5-7-5 syllables)

Free Verse (no need to rhyme)

Couplet (2 rhyming lines)

For variations:

Create rhyming 'word clouds', then brainstorm couplets together!

Play rhyming 'go fish': poets can request a rhyming match from another poet's word bank!

